



DUAL POLARISED DUAL-BAND ANTENNA GSM900/1800 XP/85/16/4 TYPE 5407

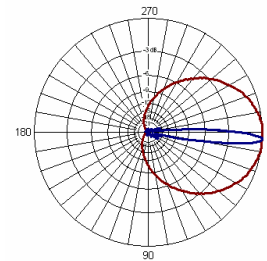

- ❑ TWO CONNECTOR PORTS
- ❑ IN-BUILT DIPLEXER
- ❑ GSM900/GSM1800 OPERATION

These dual-band models are intended to reduce the antenna hardware required to operate GSM900 and GSM1800 at the same sites. The units feature inbuilt diplexers to simplify connection to feeder cables.

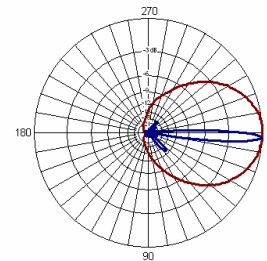
A number of models provide gain & fixed electrical downtilt to exactly suit the location. Superior circuit design coupled with advanced manufacturing techniques guarantee consistent product quality, with excellent intermodulation performance, product quality & performance.

TECHNICAL SPECIFICATION

	GSM900	GSM1800
Frequency	870-960MHz	1710-1880MHz
Gain	17.5dBi	18dBi
VSWR	1.5:1 max	1.5:1 max
Horizontal Beamwidth	65°	65°
Vertical Beamwidth	8.6°	6.6°
Polarisation	+45° and -45°	+45° and -45°
Fixed Electrical Downtilt	4°	4°
Upper Sidelobe Suppression	>17dB	>13dB
Front-to-Back Ratio	>25dB	>25dB
Isolation Between Ports	>23dB	>23dB
Power Rating	250W	250W
Connectors	2 x 7/16 DIN female (Internally diplexed)	
Impedance	50Ω	50Ω
Lightning Protection	DC grounded	DC grounded
Dimensions (LxWxD)	2330 x 253 x 180 mm	-
Wind Loading	900N @ 45m/s	-
Operational Wind Speed	45m/s	-
Survival Wind Speed	56m/s	-
Weight (antenna only)	17.5kg	-
Temperature	-55° to +70°C	-
Bracket Size	To suit pole 48-115mm	-
Bracket Downtilt	0-10° in 2° steps	-



GSM900



GSM 1800

INOTEK ANTENNAS LTD

54, Ashdown Road, Chandler's Ford, Eastleigh, Hampshire, SO53 5QJ United Kingdom

Tel: +44 (0) 2380 254289, Fax: +44 (0) 191 3920133, email: sales@inotekantennas.com, www.inotekantennas.com

Inotek Antennas reserve the right to vary in detail from the description and specification in this publication. Issue: 04/07