


**DUAL BAND, DUAL POLARISED,
TRI-SECTOR ANTENNA
UMTS/GSM900 XP/3-65°/3-14/4 & 1
TYPE: 1775**

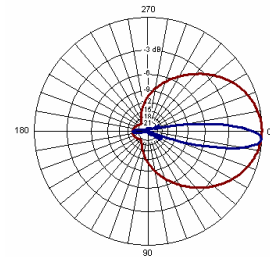
- ❑ **GSM900/UMTS APPLICATIONS**
- ❑ **3-SECTORED ANTENNA**

This tri-sector model has been designed to integrate the new UMTS infrastructure into existing GSM900 networks. The configuration is a stacked array of three sectored antennas per band mounted within a single tubular radome with a cluster diameter of 200mm.

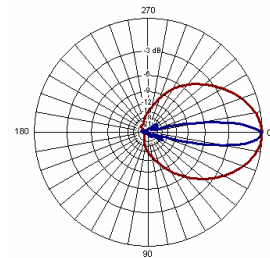


TECHNICAL SPECIFICATION

	GSM900	UMTS
Frequency	870-960 MHz	1900 - 2170 MHz
Gain	14dBi	14dBi
VSWR	1.4:1 max	1.4:1 max
Horizontal Beamwidth	3 x 85°	3 x 65°
Vertical Beamwidth	15°	15°
Fixed Electrical Downtilt	4°	1°
Upper Sidelobe Suppression	>18dB	>15dB
Front-To-Back Ratio	>17dB	>27dB
Isolation	25dB typical	25dB typical
Power Rating	200W	200W
Connectors (Bottom)	6 x N type female	6 x N type female
Dimensions (LxØ)	1950 x 200 mm	-
Operational Wind Speed	45m/s	-
Survival Wind Speed	56m/s	-
Max Wind Loading (Front)	482N @ 45m/s	-
Weight	20kg	-
Temperature Range	-40°C to +70°C	-
Bracket Options	In-line mounting	-



GSM900 (4 degree tilt)



UMTS (1 degree tilt)

INOTEK ANTENNAS LTD

54, Ashdown Road, Chandler's Ford, Eastleigh, Hampshire, SO53 5QJ United Kingdom

Tel: +44 (0) 2380 254289, Fax: +44 (0) 2380 254289, email: sales@inotekantennas.com, www.inotekantennas.com

Inotek Antennas reserve the right to vary in detail from the description and specification in this publication. Issue: 04/07