




WIDE BAND TRI-SECTOR VET ANTENNA GSM1800/UMTS XP/65/17.5/ VET Type 1092 (DRAFT DATASHEET)

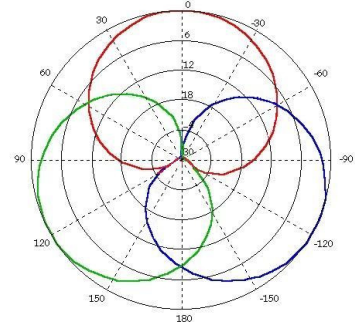
- ❑ WIDEBAND GSM1800-UMTS
- ❑ VARIABLE ELECTRICAL TILT
- ❑ TRI-SECTOR MONOPOLE OR ROOFTOP MOUNTING
- ❑ DUAL POLARISED
- ❑ 3 X 65 DEGREE SECTORS

The antenna system is an array of 3 x 65 degree antennas mounted within a cylindrical radome. The diameter is 200mm, providing a very low profile to ease planning applications. Each individual arrays is supplied with variable electrical downtilt to suit the site requirements.

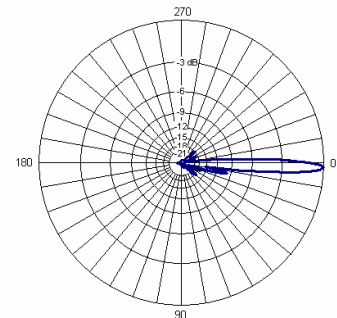


TECHNICAL SPECIFICATION

	GSM1800	UMTS
Frequency	1710-2170MHz	
Gain	16.5dBi	17.5dBi
VSWR	1.4:1 max	
Horizontal Beamwidth	65°	
Vertical Beamwidth	6°	5°
Electrical downtilt	VET	
Upper sidelobe suppression	>17dB	>16dB
1st null fill Below horizon	<18dB	
Front-to-back ratio	>25dB	
Isolation between ports	2° >25dB 5° >30dB	
Power rating	200W	
Connectors (bottom)	6 x 7/16" DIN	
Dimensions (L x Ø)	1709 x 200 mm	
Wind loading	<268N @45m/s	
Survival wind speed	208km/h	
Weight	20.5kg	
Temperature Range	-40 °C to +70 °C	
Mounting Options	In-line pole mount or flange mounting	



Azimuth plot showing three sectors



Elevation plot, 2 degree downtilt

INOTEK ANTENNAS LTD

54, Ashdown Road, Chandler's Ford, Eastleigh, Hampshire, SO53 5QJ United Kingdom

Tel: +44 (0) 2380 254289, Fax: +44 (0) 191 3920133, email: sales@inotekantennas.com, www.inotekantennas.com

Inotek Antennas reserve the right to vary in detail from the description and specification in this publication. Issue: 04/07